

**2024
Guide to
Tutorial English
(A-D)
< Quarter Course >**

Global Education Center

For students who take Tutorial English

Please check your Waseda e-mail

Important information regarding Tutorial English will be sent to your Waseda email address (~@xxx.waseda.jp). Along with the announcements on "Tutorial Canvas", please check your emails occasionally.

Please visit the link below regarding the LANGX Speaking test.

<https://led.w-as.jp/te/langx/index.html>



LANGX Speaking 受験

Please check the computer system requirements

Tutorial Canvas and the LANGX Speaking test site will be used during the course period.

If you are not using a university computer, please make sure that the computer you are using meets the following recommended environment.

Note

- Tutorial Canvas and the LANGX Speaking test may not function properly if the browser is not supported.
- Even if the browser is supported, they might not function properly due to issues with your computer settings. In such cases, please use a university computer room.
- In principle, resubmission of assignments, extension of the test-taking period, test retakes for individual reasons (including computer issues) will not be accepted nor granted. Furthermore, an alternative lesson or special consideration for your lesson evaluation will not be given.

※The system requirements below are as of February, 2024.

PC	Browser	Tutorial Canvas	LANGX Speaking Test Site
Windows	Microsoft Edge20 or above	Use the latest browser.	X
	Google Chrome		○ (Use the latest version)
	Firefox/Opera		X
Macintosh	Safari 7.0 or above		X
	Google Chrome	○ (Use the latest version)	

□ You cannot access MyWaseda during maintenance, except the LANGX Speaking test site. Please see MyWaseda regarding maintenance days.

For students who take Tutorial English



Tutori Sempai
(Official character)

• Please confirm the course schedule

Tutorial English has different procedures and English proficiency test-taking requirements than other subjects. The lesson start dates are also different, so please check the course schedule below and the lesson calendar on the back cover carefully.

<Schedule>

Quarter	Date	Event
Spring	Refer to P.29	The LANGX Speaking test period(Pre-course)
	4/9 - 4/15	Tuition payment period
	4/17 late afternoon	Class Announcement Tutorial Canvas Opening
	4/22 - 6/1	Lessons
	5/30 - 6/6	The LANGX Speaking test period(Post-course) ※For those who take only Spring Quarter
	5/30 - 6/13	The Student Questionnaire reply period
	6/6	Deadline for inquiries about lesson assessment Deadline for submitting documents for Special Consideration

Quarter	Date	Event
Summer	Refer to P.29	The LANGX Speaking test period(Pre-course)
	4/9 - 4/15	Tuition payment period (First registration period)
	4/25 - 5/1	Tuition payment period (Second, Third registration period)
	6/3 late afternoon	Class Announcement Tutorial Canvas Opening
	6/10 - 7/13	Lessons
	7/11 - 7/18	The LANGX Speaking test period(Post-course)
	7/11 - 7/25	The Student Questionnaire reply period
	7/18	Deadline for inquiries about lesson assessment Deadline for submitting documents for Special Consideration

Quarter	Date	Event
Fall	Refer to P.29	The LANGX Speaking test period(Pre-course)
	9/27 - 10/1	Tuition payment period
	10/3 late afternoon	Class Announcement Tutorial Canvas Opening
	10/7 - 11/16	Lessons
	11/14 - 11/21	The LANGX Speaking test period(Post-course) ※For those who take only Fall Quarter
	11/14 - 11/28	The Student Questionnaire reply period
	11/21	Deadline for inquiries about lesson assessment Deadline for submitting documents for Special Consideration

Quarter	Date	Event
Winter	Refer to P.29	The LANGX Speaking test period(Pre-course)
	9/27 - 10/1	Tuition payment period (First registration period)
	10/17 - 10/23	Tuition payment period (Second, Third registration period)
	11/21 late afternoon	Class Announcement Tutorial Canvas Opening
	11/28 - 2025/1/22	Lessons
	2025/1/20 - 1/27	The LANGX Speaking test period(Pre-course)
	2025/1/20 - 2/3	The Student Questionnaire reply period
	2025/1/27	Deadline for inquiries about lesson assessment Deadline for submitting documents for Special Consideration

• Notes for obtaining credit

In Tutorial English, there are items to be graded [Preparation] outside of the weekly lessons. **Attendance alone is not enough to earn points and credits.** Please check the grading system on pages 25 and 26 and be sure to complete the course on a daily basis.

The following two points require special attention:

- ◎Preparation: Prep work assigned before each lesson from Unit 1 to Unit 10.
- ◎Test Units (Unit 5 and 10): If you are absent from both Test Units, you will not receive credit.

Contents

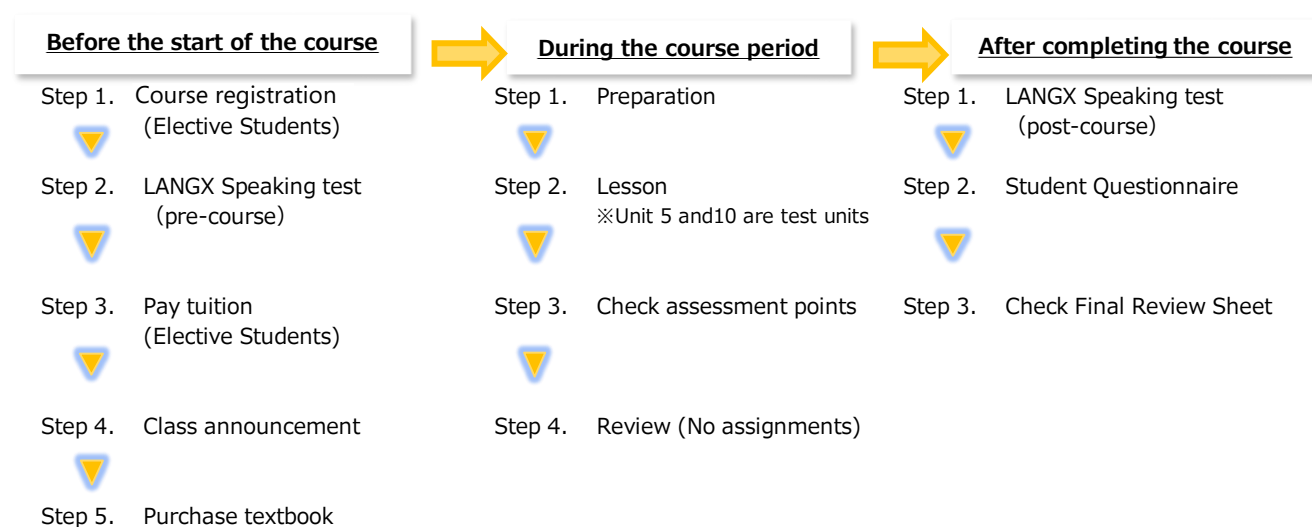
1. Tutorial English course profile	
1.1 Flow chart	4
1.2 Goals for each Level	5
1.3 Guide for Tutorial Canvas	6
2. Before the course starts	
Step 1 Course registration	9
Day and Period Combination Table (Elective Students)	10
Step 2 Taking the LANGX Speaking test (Pre-course)	11
Step 3 Paying the course fee	11
Step 4 Checking class announcement information	12
Course level and lesson booth information (Tutorial Canvas)	12
Step 5 Purchasing your textbooks	13
3. During the course period	
Step 1 Preparation	15
Step 2 Lesson	17
Step 3 Checking assessment points	18
4. After completing the course	
Step 1 Taking the LANGX Speaking test (Post-course)	20
Step 2 Answering the Student Questionnaire	20
Step 3 Checking Final Review Sheets	20
5. Guidelines for the LANGX Speaking test	21
6. Overall points and final grade calculation	
6.1 Areas of assessment	22
6.2 Attendance and absences	23
6.3 Cancellation of lessons and make-up lessons	23
6.4 Special consideration for absences and grades	24
Lesson Assessment Guidelines	25, 26
7. Acts of Misconduct	27
8. Campus map	27
9. Inquiries regarding courses	28
LANGX Speaking test periods	29
Students who do not need to/cannot take the LANGX Speaking test	30
FAQ	30
Tutorial English Lesson Calendar 2024 Back Cover	

1. Tutorial English course profile

Tutorial English is Waseda University's original language course, which was launched in 2002. The curriculum was significantly revised in April 2021. The course focuses on strengthening speaking skills and has a proven track record in improving English communication skills. The curriculum has the following features.

- Each quarterly course has a total of 10 units, consisting of 2 lessons a week. (Two consecutive periods per day for intensive courses). Each class has a maximum of 4 students and one tutor. Textbooks are developed for Waseda University students, and lessons are conducted in English only.
- Students are placed into lesson groups, Basic to Advanced based on their performance on LANGX Speaking, which is the web-based test for English communication.
- Students will use “Talk”, a textbook developed specifically for the course. During Units 5 and 10, the tutor will assess each student based on his/her performance of Can-dos.
- Tutorial Canvas will be used to submit Preparation and confirm the tutors’ assessments and feedback.
 - This course will be taught by tutors under the advice of the professor in charge.
 - This course is administered by Waseda University Global Education Center under contract to Waseda University Academic Solutions Corporation.

1.1 Flow chart



1.2 Goals for each Level

There are 4 levels designed to match students' English proficiency.

For elective students:

Students select the level of the course. If you can't decide which level you should take, you can check your level at the course consultation during the course registration period. Details will be announced via MyWaseda.

For compulsory students:

Students' levels are determined by their LANGX Speaking score. Students should take the LANGX Speaking test during the designated period. Otherwise, you may not be able to study in the appropriate lesson groups.

Level	Level guide		Goal for each level	
	TOEFL-iBT (Speaking)	TOEIC (Speaking)		
Advanced	above 25	above 180	Students will be able to understand virtually everything heard or read with ease, organize it logically, and express their thoughts very fluently and precisely, distinguishing detailed nuance.	<ul style="list-style-type: none"> • Aim to understand and speak English at a natural pace on any subject, recognizing implicit meaning and the nuances of the words
Upper Intermediate	20-24	160-179	Students will be able to understand the main ideas of the wide-ranging and complex subjects, use appropriate language, and express their thoughts fluently and logically.	<ul style="list-style-type: none"> • Aim to communicate fluently • Aim to express ideas logically and precisely when discussing complex subjects • To sustain English proficiency after coming back from studying abroad • Aim to improve English skills for working in an international field in the future
Intermediate	16-19	120-159	Students will be able to explain the main ideas including the advantages and disadvantages when discussing both abstract and complex topics.	<ul style="list-style-type: none"> • Aim to deal with a wide variety of subjects • Aim to develop basic discussion skills • Plan to sign up for the long-term study abroad programs • Aim to improve English skills for working in an international field in the future
Basic	Below 15	Below 119	Students will be able to have simple conversations about familiar everyday topics, giving brief opinions and reasons.	<ul style="list-style-type: none"> • Aim to learn basic English • Aim to engage in conversation smoothly • Aim to get used to English before studying/traveling abroad

1.3 Guide for Tutorial Canvas

※ Tutorial Canvas will be accessible after the classes are announced for each quarter.

◆How to login

- ① After logging in to MyWaseda (Figure 1), click the “授業” tab in the menu (Figure 2), and select “Tutorial Canvas”.
- ② Select the course you are currently taking from the "Course Program" section of Tutorial Canvas (Figure 3).

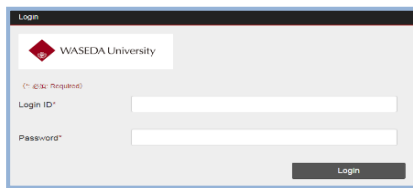


Figure 1 MyWaseda Login Page



Figure2 MyWaseda 「授業」 Page

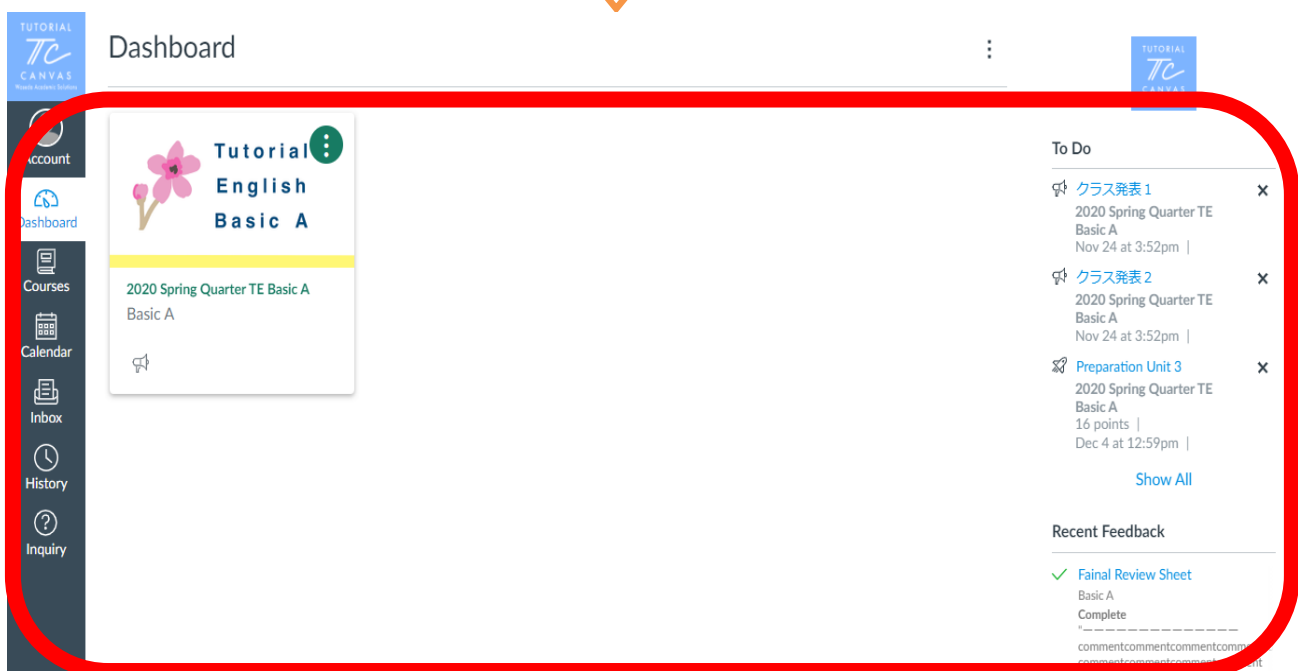
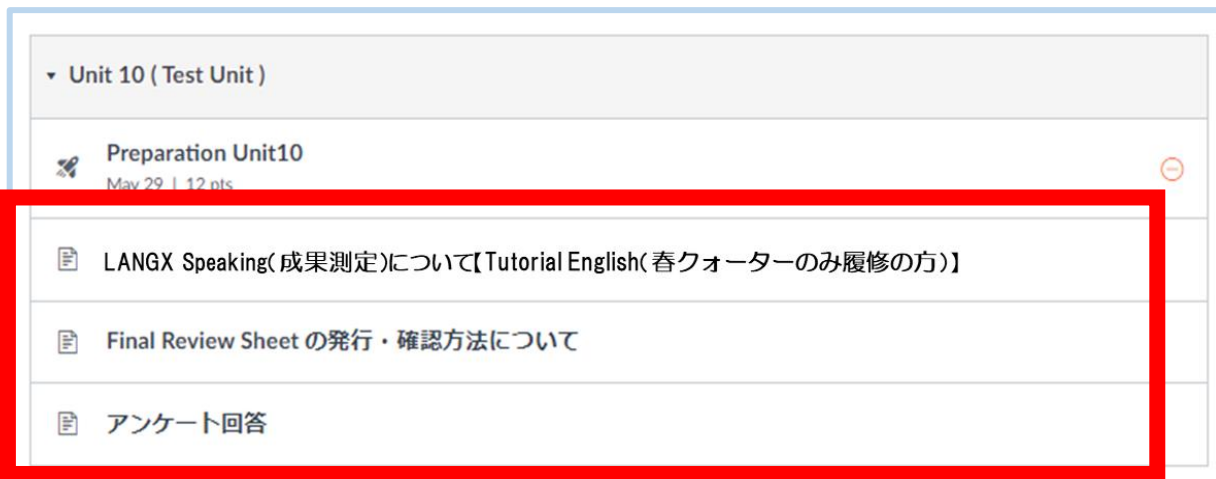


Figure 3 Tutorial Canvas Top Page



Main Functions		
Account	個人情報の確認	You can check your personal information.
Dashboard	ダッシュボード	The Tutorial English course you are currently enrolled in will be displayed. When you enter the course listed here, you can submit your Preparation, check your points for each unit, and see comments from your tutor.
Courses	コース	You will see a list of all Tutorial English courses you are taking. (The courses you took in the past years will not appear)
Calendar	カレンダー	You can check the deadline for Preparation.
Inbox *Not in use	—	This function is not used in Tutorial English. Please refer to page 28 for the correct procedure.
Inquiry *Not in use	—	
To Do	お知らせ	Important announcements about Tutorial English and the due dates of the Preparation will be displayed.

◆Course 画面



◆ “Tutorial Canvas” General features overview

Functions	
Home	Return to the top page of the course.
Announcements	You can check important notices about Tutorial English.
Grades	<p>You can check the evaluation of each lesson, comments from the tutor, and the Final Review Sheet.</p> <p> . . . You can check the evaluation of each unit.</p> <p> . . . You can check the comments from the tutors.</p> <p>You can also check the Final Review Sheet by clicking on the button next to "Final Review Sheet".</p>
レッスンに関するお知らせ	You can check information about Tutorial English including this course guide.
Preparation	You can submit your answers to the Preparation.
LANGX Speaking 成果測定について	When the examination period starts, the link to access the LANGX Speaking test page will appear.
Final Review Sheet の発行・確認方法について	You can check how to receive and check your Final Review Sheet.
アンケート回答	You will be able to answer the questionnaire during the response period.

2. Before the course starts

The schedule is different from other courses from the registration to the start of the lesson, and you will be required to do your own preparation and take tests. Please check the course flow carefully. Please note that once a course registration is approved, **no changes (including level, day, time, or campus) or cancellations will be accepted.**

※Please refer to the table below and the lesson calendar on the back cover for more information on when classes are offered and the detailed schedule.

Course	Spring (A) 【5 weeks】	Summer (B) 【5 weeks】	Fall (C) 【5 weeks】	Winter (D) 【5 weeks】
Tutorial English (each level) A (10 lessons)	○		○※1	
Tutorial English (each level) B (10 lessons)		○		○※1
Tutorial English (each level) C (10 lessons)			○	
Tutorial English (each level) D (10 lessons)				○

Example combinations of levels

Please refer to the point below when registering for courses.

● **Point**

- Classes A to D at the same level cover class content with the same level of difficulty.
- As for the 3 levels of Basic, Intermediate, and Upper Intermediate, one level is completed in four quarters of A, B, C, and D, so we recommend that you study one level from A to D consecutively.
- In addition, Advanced is completed in two quarters.

● **Notice**

- You cannot take more than one level in a quarter.
- You can take another level if you register for a different quarter.
- You cannot take a level that is LOWER than one you previously took.

For example, you cannot take Basic level after you took Advanced.

Registration	Example combinations
○	Spring Quarter 「TE(Basic) A」 + Summer Quarter 「TE(Basic) B」
○	Spring Quarter 「TE(Basic) A」 + Winter Quarter 「TE(Basic) D」
○	Spring Quarter 「TE(Basic) A」 + Summer Quarter 「TE(Intermediate) B」
○	Summer Quarter 「TE(Basic) B」 + Fall Quarter 「TE(Basic) C」
×	Spring Quarter 「TE(Basic) A」 + Spring Quarter 「TE(Intermediate) A」 → You cannot register for more than one class in a quarter
×	Spring Quarter 「TE(Advanced) A」 + Fall Quarter 「TE(Advanced) A」

※The same level, A to D covers content of the same difficulty.

※The Basic, Intermediate and Upper-Intermediate levels can be taken over 4 quarters, while the Advanced level can be taken over two quarters.

Step 1. Course registration< **Elective Students** >

Register during the course registration period of your department. To make your learning more effective, we recommend you take two consecutive courses such as A and B (Spring and Summer quarters), C and D (Fall and Winter quarters). You can still take just one if you prefer, though.

Important!

Your course level will be the level you register for. If you can't decide which level you should take, you can check your level at the course consultation during the course registration period. (It will take about 10 minutes.) Details will be announced via MyWaseda.

For details, please refer to the following URLs.

Tutorial English: <https://led.w-as.jp/gogaku/te.html>

Renewal Information of Tutorial English:

<https://led.w-as.jp/gogaku/newte.html>

• *Guide to Tutorial English (A ~D)* <Quarter Course > <https://led.w-as.jp/guide.html>

• How to register for the course

GEC Website: <https://www.waseda.jp/inst/gec/en/>

>Course Registration >Course Registration Instructions

Day and Period Combination Table (Elective Students)

The combination of the two weekly days and periods is fixed.

【Example】

- If you want to register for “Upper Intermediate A, Mon-1 and Thu-1, at Waseda Campus in the Spring Quarter”
Course name: Tutorial English (Upper Intermediate) AA1
- If you want to register for “Advanced B, Tue-1 and Fri-1, at Waseda Campus in the Winter Quarter”
Course name: Tutorial English (Advanced) B O8

早稲田キャンパス

レベル				Basic/Intermediate/ Upper Intermediate		Advanced	
週前半		週後半		A・B・C・D 全クォーター共通		A (春クォーター) B (夏クォーター)	A (秋クォーター) B (冬クォーター)
曜日	時限	曜日	時限	クラス名称		クラス名称	
月	1	木	1	A1	A1	M1	
月	1	木	2	A2	A2	M2	
月	1	木	3	A3	A3	M3	
月	1	木	4	A4	A4	M4	
月	1	木	5	A5	A5	M5	
月	2	木	1	A6	A6	M6	
月	2	木	2	A7	A7	M7	
月	2	木	3	A8	A8	M8	
月	2	木	4	A9	A9	M9	
月	2	木	5	B1	B1	N1	
月	3	木	1	B2	B2	N2	
月	3	木	2	B3	B3	N3	
月	3	木	3	B4	B4	N4	
月	3	木	4	B5	B5	N5	
月	3	木	5	B6	B6	N6	
月	4	木	1	B7	B7	N7	
月	4	木	2	B8	B8	N8	
月	4	木	3	B9	B9	N9	
月	4	木	4	C1	C1	O1	
月	4	木	5	C2	C2	O2	
月	5	木	1	C3	C3	O3	
月	5	木	2	C4	C4	O4	
月	5	木	3	C5	C5	O5	
月	5	木	4	C6	C6	O6	
月	5	木	5	C7	C7	O7	

レベル				Basic/Intermediate/ Upper Intermediate		Advanced	
週前半		週後半		A・B・C・D 全クォーター共通		A (春クォーター) B (夏クォーター)	A (秋クォーター) B (冬クォーター)
曜日	時限	曜日	時限	クラス名称		クラス名称	
火	1	金	1	C8	C8	O8	
火	1	金	2	C9	C9	O9	
火	1	金	3	D1	D1	P1	
火	1	金	4	D2	D2	P2	
火	1	金	5	D3	D3	P3	
火	2	金	1	D4	D4	P4	
火	2	金	2	D5	D5	P5	
火	2	金	3	D6	D6	P6	
火	2	金	4	D7	D7	P7	
火	2	金	5	D8	D8	P8	
火	3	金	1	D9	D9	P9	
火	3	金	2	E1	E1	Q1	
火	3	金	3	E2	E2	Q2	
火	3	金	4	E3	E3	Q3	
火	3	金	5	E4	E4	Q4	
火	4	金	1	E5	E5	Q5	
火	4	金	2	E6	E6	Q6	
火	4	金	3	E7	E7	Q7	
火	4	金	4	E8	E8	Q8	
火	4	金	5	E9	E9	Q9	
火	5	金	1	F1	F1	R1	
火	5	金	2	F2	F2	R2	
火	5	金	3	F3	F3	R3	
火	5	金	4	F4	F4	R4	
火	5	金	5	F5	F5	R5	

レベル				Basic/Intermediate/ Upper Intermediate		Advanced	
週前半		週後半		A・B・C・D 全クォーター共通		A (春クォーター) B (夏クォーター)	A (秋クォーター) B (冬クォーター)
曜日	時限	曜日	時限	クラス名称		クラス名称	
水	1	土	1	F6	F6	R6	
水	1	土	2	F7	F7	R7	
水	1	土	3	F8	F8	R8	
水	1	土	4	F9	F9	R9	
水	2	土	1	G1	G1	S1	
水	2	土	2	G2	G2	S2	
水	2	土	3	G3	G3	S3	
水	2	土	4	G4	G4	S4	
水	3	土	1	G5	G5	S5	
水	3	土	2	G6	G6	S6	
水	3	土	3	G7	G7	S7	
水	3	土	4	G8	G8	S8	
水	4	土	1	G9	G9	S9	
水	4	土	2	H1	H1	T1	
水	4	土	3	H2	H2	T2	
水	4	土	4	H3	H3	T3	
水	5	土	1	H6	H6	T6	
水	5	土	2	H7	H7	T7	
土	1	土	2	H8	H8	T8	
土	3	土	4	H9	H9	T9	

西早稲田キャンパス

レベル				Basic/Intermediate/ Upper Intermediate		Advanced	
週前半		週後半		A・B・C・D 全クォーター共通		A (春クォーター) B (夏クォーター)	A (秋クォーター) B (冬クォーター)
曜日	時限	曜日	時限	クラス名称		クラス名称	
火	1	金	1	K3	-	-	
火	2	金	2	K4	-	-	
火	3	金	3	K5	-	-	
火	4	金	4	K6	-	-	
水	1	木	1	K7	-	-	
水	2	木	2	K8	-	-	
水	3	木	3	K9	-	-	
水	4	木	4	L1	-	-	

所沢キャンパス

レベル				Basic/Intermediate/ Upper Intermediate		Advanced	
週前半		週後半		A・B・C・D 全クォーター共通		A (春クォーター) B (夏クォーター)	A (秋クォーター) B (冬クォーター)
曜日	時限	曜日	時限	クラス名称		クラス名称	
月	1	木	1	I1	I1	U1	
月	2	木	2	I2	I2	U2	
月	3	木	3	I3	I3	U3	
月	4	木	4	I4	I4	U4	
月	5	木	5	I5	I5	U5	
水	1	金	1	J7	J7	V7	
水	2	金	2	J8	J8	V8	
水	3	金	3	J9	J9	V9	
水	4	金	4	K1	K1	W1	
水	5	金	5	K2	K2	W2	



Step 2. Taking the LANGX Speaking test (Pre-course) (20~30 min.) Graded



Students' LANGX Speaking scores will be used for class placement. Students should access the LANGX Speaking site and take the test during the specified period. Students may not be able to study in the appropriate lesson groups if they do not take the test.

Compulsory students

Follow the instructions sent by Waseda e-mail.

*Please see '5 Guidelines for LANGX Speaking test' for the details.

Elective students

Please see '5 Guidelines for LANGX Speaking test' for the details.

*Elective students are required to take the LANGX Speaking test from the class registration screen during the course registration period.

*Take the LANGX Speaking test during the same class registration period in which you registered. For example, if you register for the course during the 1st registration period, you need to take the test during the 1st registration period.

Pre-Course	Elective students	After finishing the course registration, click the "input (入力有)" button displayed in the "note (備考欄)" on the registration subject list screen. Then click the URL on the examination information screen.
	Compulsory students	Follow the instructions sent by Waseda e-mail.

科目取消

発表後算入変更

登録科目一覧 備考に「¥」マークのある科目は聴講料等の支払対象、科目名をクリックするとシラバス情報が表示されます。

学期	曜日	時限	開講学部	備考
冬クォーター	水金	5 5	グローバル	関連URL 入力有

↓

【2018年秋学期】 WeTEC受験ページ

期間：2018/09/27 09:00 - 2018/09/28 17:00

講許可 許可しない

申請

Step 3. Paying the course fee

Students who registered for the University-wide Open Courses (Elective) are required to pay the course fee. After the course registration results are announced, the payment information will be sent to your Waseda email address. Please make sure to pay within the designated payment period. If you do not pay, you will not be allowed to take the course.



Step 4. Checking class announcement information

Classroom/lesson booth numbers, tutor names and the course level of compulsory students, which is determined by the LANGX Speaking score result, will be announced on Tutorial Canvas.

Compulsory students will be able to see their course level after the announcement day. (Until then, the course name will be displayed as "Tutorial English (Compulsory)").

※Please see page 6 for how to access Tutorial Canvas.

【Course Level】

After logging in to Tutorial Canvas, a card of your course level will be displayed on the Dashboard.

【Classroom number · Lesson Booths】

Click on "クラス発表 1" or "クラス発表 2" in the To Do section at the top right of the screen.

The classroom number and booths may be different for the first half of the week and the second half of the week, so be sure to check both announcements.

※Once you have read the notice, it will not appear in the "To Do" section. To check again, please click on "Announcements". Please note that the "Announcements" icon is only displayed on a PC and is not visible on other devices (e.g. smartphones).

※If you view the "To Do" announcement on a device other than a computer (e.g. a smartphone), "Announcements" will not be redisplayed. Please be sure to take a copy of the information when checking for the first time. If you are using a PC, you can reconfirm from "Announcements".

◆Class will be announced on the following dates:

Quarter	Spring	Summer	Fall	Winter
Date	4/17 (Wed) Late afternoon	6/3 (Mon) Late afternoon	10/3 (Thu) Late afternoon	11/21 (Thu) Late afternoon

クラス発表 1・・・Class in the first half of the week (1st or 3rd period for Saturday intensive classes)

クラス発表 2・・・Class in the second half of the week (2nd or 4th period for Saturday intensive classes)

Notes

Write down your lesson information in the below table before the lesson starts.

You will need your classroom and booth number.

Level:

	Day	Period	Campus	Building No.	Classroom No.	Booth No.
1st lesson in a week						
2nd lesson in a week						

Step 5. Purchasing textbooks

Purchase a textbook for your level before the lesson starts. **Make sure to buy a new textbook.**

※For compulsory students, please purchase the textbook after the class is announced. Compulsory students may take the Beginner level depending on their LANGX Speaking score.

※Make sure to purchase the Second Edition which was published in 2022.

◆List of textbooks

A (Spring Quarter)

Course	Textbook	Price
Tutorial English (Beginner) A	Talk Beginner A (Second Edition)	1,320 yen (1,200 yen + 10% tax)
Tutorial English (Basic) A	Talk Basic A (Second Edition)	
Tutorial English (Intermediate) A	Talk Intermediate A (Second Edition)	
Tutorial English (Upper Intermediate) A	Talk Upper Intermediate A (Second Edition)	
Tutorial English (Advanced) A	Talk Advanced A (Second Edition)	

B (Summer Quarter)

Course	Textbook	Price
Tutorial English (Beginner) B	Talk Beginner B (Second Edition)	1,320 yen (1,200 yen + 10% tax)
Tutorial English (Basic) B	Talk Basic B (Second Edition)	
Tutorial English (Intermediate) B	Talk Intermediate B (Second Edition)	
Tutorial English (Upper Intermediate) B	Talk Upper Intermediate B (Second Edition)	
Tutorial English (Advanced) B	Talk Advanced B (Second Edition)	

C (Fall Quarter) *Beginners and Advanced are the same textbook and class content as A (Spring Quarter).

Course	Textbook	Price
Tutorial English (Beginner) A	Talk Beginner A (Second Edition)	1,320 yen (1,200 yen + 10% tax)
Tutorial English (Basic) C	Talk Basic C (Second Edition)	
Tutorial English (Intermediate) C	Talk Intermediate C (Second Edition)	
Tutorial English (Upper Intermediate) C	Talk Upper Intermediate C (Second Edition)	
Tutorial English (Advanced) A	Talk Advanced A (Second Edition)	

D (Winter Quarter) *Beginners and Advanced are the same textbook and class content as B (Summer Quarter).

Course	Textbook	Price
Tutorial English (Beginner) B	Talk Beginner B (Second Edition)	1,320 yen (1,200 yen + 10% tax)
Tutorial English (Basic) D	Talk Basic D (Second Edition)	
Tutorial English (Intermediate) D	Talk Intermediate D (Second Edition)	
Tutorial English (Upper Intermediate) D	Talk Upper Intermediate D (Second Edition)	
Tutorial English (Advanced) B	Talk Advanced B (Second Edition)	

◆Where to buy textbooks

Waseda University Coop <http://www.wcoop.ne.jp/>

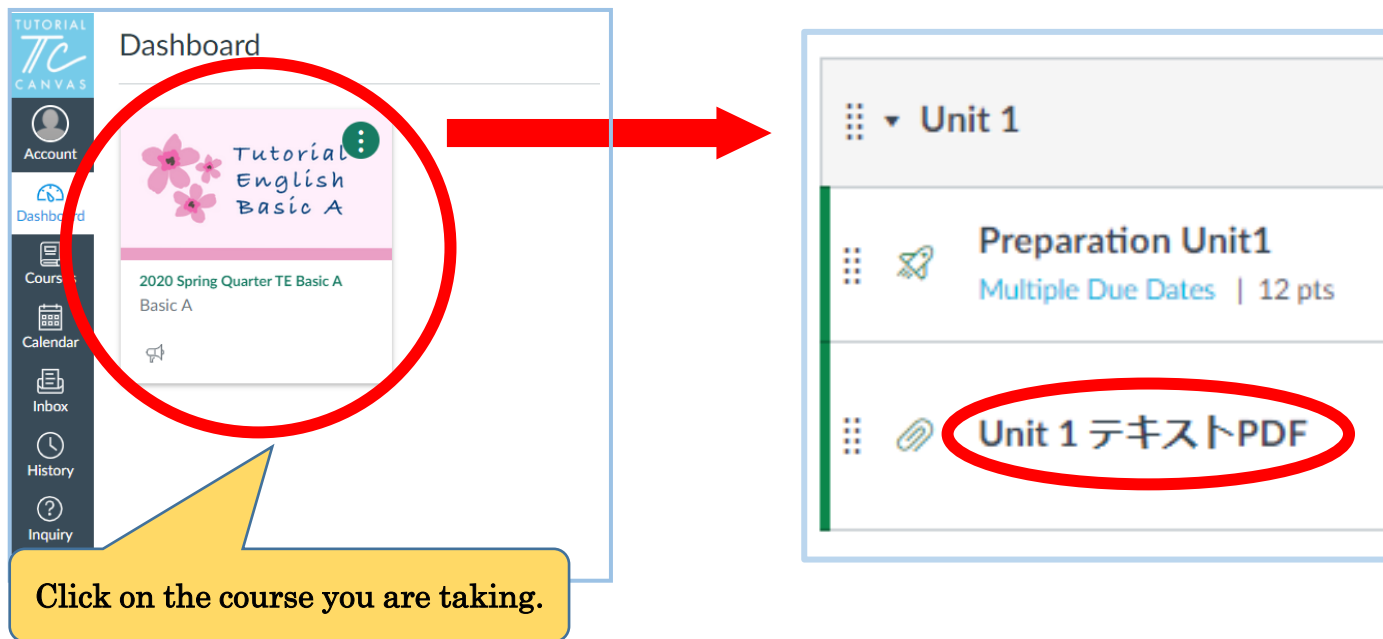
Campus	Waseda	Toyama	Nishiwaseda	Tokorozawa
Location	Building 17, B1F	Building 31, 1F	Building 57, B1	Building 100, 4F

【Unit 1 textbooks】

The PDF file for Unit 1 of each quarter will be posted on Tutorial Canvas. If you have not received the textbook you ordered, please access the textbook data in the following way. **Please note that the PDF files for Unit 2 and later will not be available on Tutorial Canvas, so please purchase the textbooks as soon as possible.**

<How to access the pdf of Unit 1 >

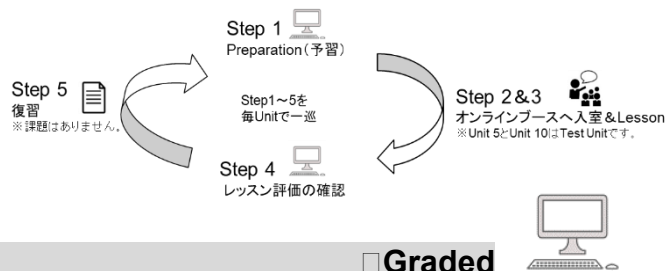
After logging in to Tutorial Canvas, access the appropriate course, and click on "Unit • Text PDF" in the "Unit 1" section to download the textbook.



3. During the course period

There are 10 lessons, and each lesson is 100 minutes long. Students will have two lessons a week, which are taught by different tutors.

There are some assignments that are graded and occur outside of lesson time, such as Preparation and LANGX Speaking.



Step 1. Preparation

Graded

Preparation will be assessed (see P.22). Be sure to complete the Preparation on Tutorial Canvas before the lesson. The set period for taking the Preparation quiz is from 7 days before each lesson until the lesson start time. For example, the deadline for the lesson of Unit 1, first period on Monday, April 22, is 8:49 a.m. on Monday, April 22. ※The answer period may be shorter than 7 days on the first day of the quarter (Unit 1).

【Notes】

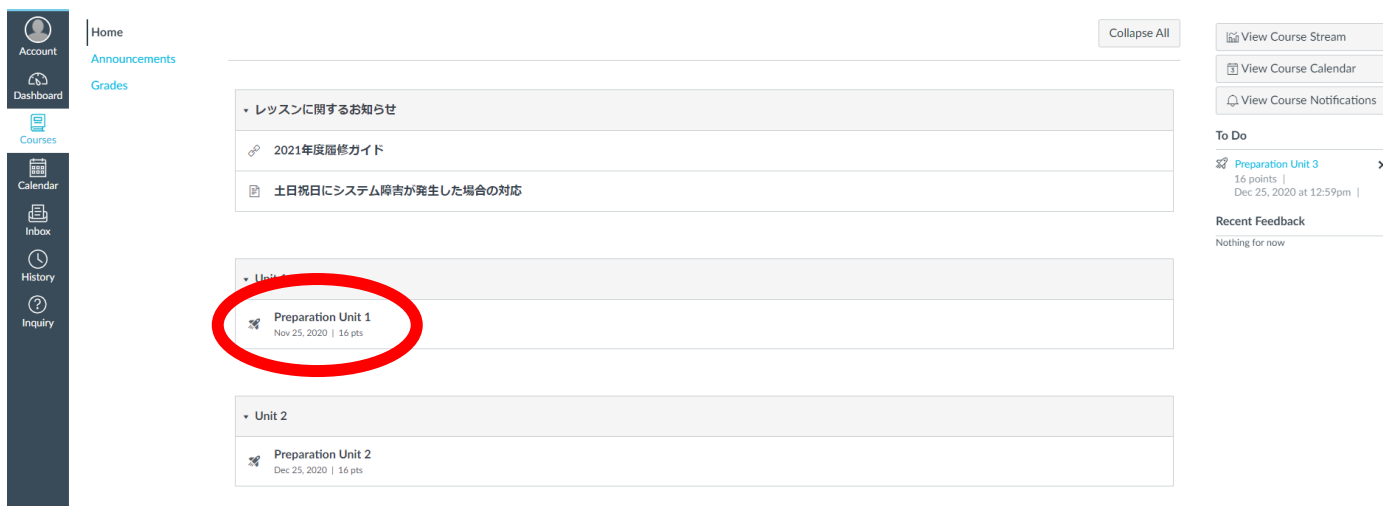
- It is recommended to read through the textbook and look up any unfamiliar words or expressions so that you can participate in the lesson more effectively.
- You may take the Preparation quiz up to two times; however, the second time is not mandatory. The higher score will be used for the final grade. If you take the Preparation quiz a second time, you will need to answer all the questions, including the ones you have answered correctly.
- The correct answers will be displayed once you have done the quiz two times.
- If you (know you will / plan to) be absent from the lesson, you can still take the Preparation quiz within the set period.

※Please change the language setting of the browser from Japanese to English if the quiz appears in Japanese.
 ※Resubmission due to individual issues including computer problems is not accepted.



◆How to Complete Preparation

①After logging in to the course from the Dashboard, click "Preparation Unit ●" for the Unit you want to answer.



② Click "Take the Quiz".

The screenshot shows the Canvas LMS interface for 'Preparation Unit 1'. The breadcrumb trail is 'Basic A > Quizzes > Preparation Unit 1'. The main content area displays 'Preparation Unit 1' with details: 'Due Feb 28 at 12:59pm', 'Points 14', 'Questions 5', 'Available Feb 10, 2020 at 12pm - Feb 28 at 12:59pm about 1 year', and 'Time Limit None'. A yellow 'Take the Quiz' button is circled in red. Navigation buttons for 'Previous' and 'Next' are visible at the bottom.

③ Click the "Play" button to play the audio and answer the questions below.

The screenshot shows the 'Quiz Instructions' section of the 'Preparation Unit 1' quiz. It includes a 'Chatting' section, a listening section with a play button, and a multiple-choice question. A yellow callout box points to the play button with the text 'Answer quizzes by selecting options.' The 'Submit Quiz' button at the bottom right is circled in red. A sidebar on the right lists 'Questions' and 'Time Elapsed'.

④ Click "Submit Quiz" at the bottom right of the screen when you complete all the questions.

The screenshot shows a matching question (Question 5) with 5 points. The question asks to match questions on the left with answers on the right. The questions are: 'What year are you in?', 'Are you in any clubs?', 'What are you studying?', and 'What are your hobbies?'. The answers are: 'I'm a first year student.', 'Yes, I'm in the coffee club.', 'My major is economics.', and 'I like playing online games.'. The 'Submit Quiz' button at the bottom right is circled in red. The status 'Quiz saved at 1:30 pm' is visible.

⑤ Your score will be displayed. If you want to take it again, click "Take the Quiz Again".

Click "Take the Quiz Again" if you want to take the quiz again

Your score will be displayed.

Take the Quiz Again

Score: 14 out of 14

Current Score: 14 out of 14

Attempt	Time	Score
Attempt 1	247 minutes	14 out of 14

Answers will be shown after your last attempt

Score for this attempt: 14 out of 14
Submitted Jan 8 at 1:33pm
This attempt took 247 minutes.

Last Attempt Details:
Time: 247 minutes
Current Score: 14 out of 14
Kept Score: 14 out of 14
1 More Attempt available
Take the Quiz Again
(Will keep the highest of all your scores)

⑥ You can take the quiz is the way as ③ to ④

⑦ If you answer the question twice, both scores will be displayed, but the higher score will be used for grading.

KEPT . . . The higher score
LATEST . . . The second score

Attempt History

Attempt	Time	Score
Attempt 1	247 minutes	14 out of 14
Attempt 2	4 minutes	10.75 out of 14

Last Attempt Details:
Time: 4 minutes
Current Score: 10.75 out of 14
Kept Score: 14 out of 14
2 Attempts so far
View Previous Attempts
No More Attempts available

Step 2. Lesson

Graded



Let's talk actively in the lessons.

Lessons are conducted entirely in English. Each lesson has a set of Can-do goals for conversational expression. Under the guidance of a tutor, you will practice English conversation through pair and group work. In addition to learning vocabulary, you will also learn how to start and carry on a conversation, how to facilitate discussions, and other skills that can be used immediately in practical situations.

Please note that **Unit 5 and Unit 10 are Test Units.**

The Test Unit is an opportunity for you to demonstrate what you have learned in the previous lessons and to receive an evaluation of your Can-do performance and general proficiency as English speakers. Unit 1-4 lessons will be evaluated in Unit 5, and Unit 6-9 lessons will be evaluated in Unit 10. The test integrates the Can-dos from each unit and provides you with an opportunity to review what you have learned so far. Please refer to page 22 for grading.





If you miss both Unit 5 and Unit 10 Test Units, you will not be able to receive credit even if you have met the grading criteria.





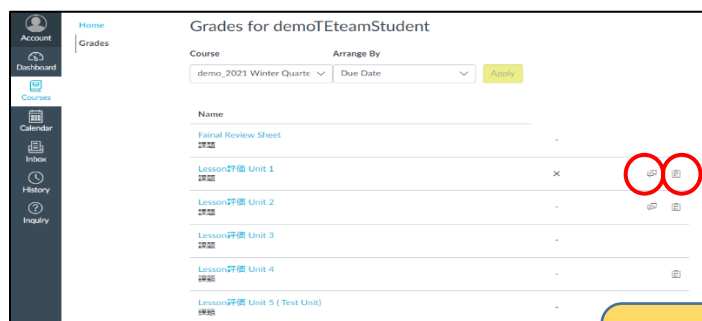
Step 3. Checking assessment points

After each lesson in the two day period after the lesson, your tutor will post a "Lesson 評価 Unit ●" and a "Comment" for the entire group on the "Grades" section of Tutorial Canvas.



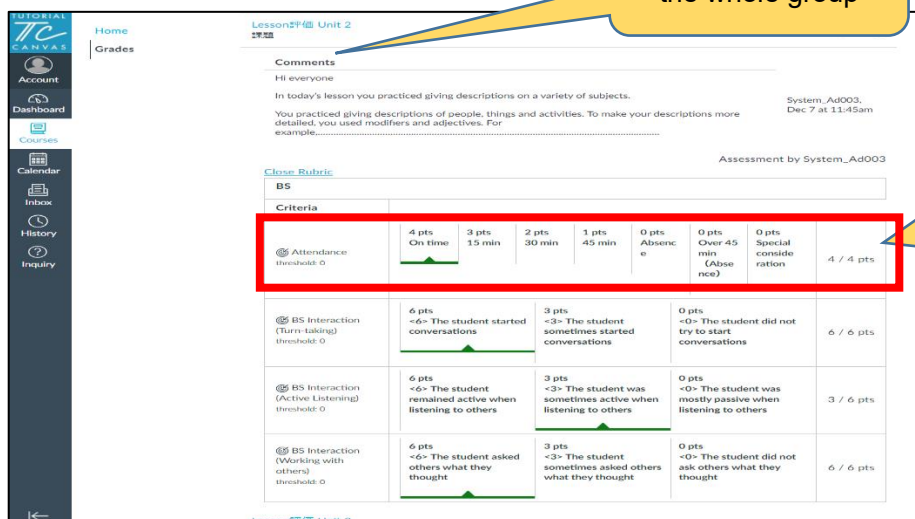
Please be sure to check them. If you want to check the lesson evaluations, click on , and if you want to check the comments for the whole group, click on .

◆ Tutorial Canvas: After selecting the course you are taking, and then clicking on Grades, click on the   next to the "Lesson 評価 Unit ●".



Tutor's comment to the whole group

Lesson Evaluation
*Note: Attendance points (0-4) shown here is for system purposes only. This is NOT included in your grading points.



◆ Deadlines for inquiries about tutors' assessments

If you have any questions about the lesson evaluation, please contact us by the deadline below.

Contact form: <https://otoiawase.jp/do/public/form/tutorialenglish/1>



Quarter	Spring	Summer	Fall	Winter
Date	2024/6/6 (Thu)	2024/7/18 (Thu)	2024/11/21(Thu)	2025/1/27 (Mon)

[Notes:]

- Any questions after the deadline will not be accepted.
- If you have any questions, please use the contact form above, avoid using Inquiry on Tutorial Canvas.
- Please be sure to check the evaluation for your own lessons at the end of each unit regardless of the above deadline.
- If you have any questions, please contact us as soon as possible without waiting for the above deadline.

■Test Unit English Proficiency Indicators

The Tutorial English textbook, "Talk", is designed in accordance with the CEFR*. In the Test Units of Unit 5 and Unit 10, apart from the assessment, you will be given an indicator of your current English proficiency in Range, Accuracy, Fluency, and Phonology according to the CEFR.

The screenshot shows a dashboard with a sidebar on the left containing navigation options: Home, Announcements, Grades, Account, Dashboard, Courses, Calendar, Inbox, and History. The main content area displays four rows of proficiency indicators:

Indicator	6 pts A1	5 pts A2	4 pts B1	3 pts B2	2 pts C1	1 pts C2	0 pts N/A	Score
Range					2	1	0	2 / 6 pts
Accuracy					2	1	0	2 / 6 pts
Fluency					1	1	0	1 / 6 pts
Phonology					1	1	0	1 / 6 pts

A red circle highlights the '2 / 6 pts' scores for Range, Accuracy, and Fluency. A yellow callout box points to these scores with the text: "These are NOT included in your grading points."

■CEFR English Proficiency Indicators

*The CEFR stands for the Common European Framework of Reference for Languages. In Europe, where multiple languages are used, the CEFR is a common measure of language proficiency in any language. There are scales ranging from A1, for beginners who have just started learning a language, to C2, for those who are highly proficient speakers of a second language. Please refer to the following table for the criteria.

	Range	Accuracy	Fluency	Phonology
C2	- Shows great flexibility reformulating ideas in differing linguistic forms to convey finer shades of meaning precisely, to give emphasis, to differentiate and to eliminate ambiguity. Also has a good command of idiomatic expressions and colloquialisms.	- Maintains consistent grammatical control of complex language, even while attention is otherwise engaged (e.g. in forward planning, in monitoring others' reactions).	- Can express him/herself spontaneously at length with a natural colloquial flow, avoiding or backtracking around any difficulty so smoothly that the interlocutor is hardly aware of it.	- Can employ the full range of phonological features in the target language with a high level of control – including prosodic features such as word and sentence stress, rhythm and intonation – so that the finer points of his/her message are clear and precise. Intelligibility is not affected in any way by features of accent that may be retained from other language(s).
C1	- Has a good command of a broad range of language allowing him/her to select a formulation to express him/ herself clearly on a wide range of general, academic, professional or leisure topics without having to restrict what he/she wants to say.	- Consistently maintains a high degree of grammatical accuracy; errors are rare and difficult to spot.	- Can express him/herself fluently and spontaneously, almost effortlessly. - Only a conceptually difficult subject can hinder a natural, smooth flow of language. - Demonstrates fully controlled use of connecting phrases and organizational patterns to form smooth-flowing speech.	- Can articulate virtually all the sounds of the target language; some features of accent retained from other language(s) may be noticeable, but they do not affect intelligibility. - Can vary intonation and place sentence stress correctly in order to express finer shades of meaning.
B2	- Has a sufficient range of language to be able to give clear descriptions, express viewpoints and develop arguments without much noticeable searching for words, using some complex sentence forms to do so.	- Shows a relatively high degree of grammatical control. Does not make errors which cause misunderstanding, and can correct most of his/her mistakes.	- Can produce stretches of language at a fairly even tempo. - There are not many noticeably long pauses. - Can link phrases into coherent speech using a limited number of cohesive devices/connecting phrases, though there may be some 'jumpiness' in a long contribution.	- Can generally use appropriate intonation, place stress correctly and articulate individual sounds clearly. - Accent can be influenced by other language(s) he/she speaks, but has little or no effect on intelligibility.
B1	- Has enough language to get by in everyday life, with sufficient vocabulary to express him/herself with some hesitation and circumlocutions on topics such as family, hobbies and interests, work, travel, and current events, but vocabulary limitations cause repetition and even difficulty with formulation at times.	- Uses reasonably accurately a repertoire of frequently used 'routines' and patterns associated with more predictable situations.	- Can keep going comprehensibly, even though pausing for planning and repair is very evident, especially in longer stretches of free production. - Can link simple elements into a linear sequence.	- Pronunciation is generally intelligible even if a foreign accent is sometimes evident and occasional mispronunciations occur. - Can approximate intonation and stress.
A2	- Can produce brief everyday expressions in order to satisfy simple needs of a concrete type (e.g. personal details, daily routines, wants and needs, requests for information.) - Can use basic sentence patterns and communicate with memorized phrases and groups of a few words about themselves and other people, what they do, places, possessions etc.	- Uses some simple structures correctly, but still systematically makes basic mistakes (e.g. tends to mix up tenses or forgets to mark agreement). - It is still usually clear what he/she is trying to say.	- Can make him/herself understood in short stretches, even though pauses, false starts and reformulation are very evident. - Can construct phrases on familiar topics with sufficient ease to handle short exchanges, despite very noticeable hesitation and false starts. - Can link phrases with simple connectors like "and," "but" and "because."	- Pronunciation is generally clear enough to be understood, but native speakers might need to ask for repetition from time to time. - A strong influence from other language(s) he/she speaks on stress, rhythm and intonation may affect intelligibility, but pronunciation of familiar words is clear.
A1	- Has a very basic range of simple expressions about personal details and needs of a concrete type. - Can use some basic structures in single-clause sentences with some omission or reduction of elements.	- Shows only limited control of a few simple grammatical structures and sentence patterns in a memorized repertoire.	- Can manage very short, isolated, mainly pre-packaged phrases, with significant pausing to search for expressions, to articulate less familiar words, and to repair communication. - Can link words with very basic connectors like "and" or "then."	- Pronunciation of a very limited repertoire of learnt words and phrases can be understood with some effort by interlocutors used to dealing with speakers of the language group concerned. - Can reproduce correctly a limited range of sounds as well as the stress on simple, familiar words and phrases.

4. After completing the course



Step 1. Taking the LANGX Speaking test (Post-course) (20~30 min.) Graded

◆Tutorial Canvas: Enter into the Unit 10 page from Dashboard and click “LANGX Speaking の成果測定について”. After completing the course, students are required to take the LANGX Speaking test once again to check their progress. Students should take the test during the specified period.

For instructions on how to take the test, please refer to 「5 Guidelines for the LANGX Speaking test」 on P.21 For the test period, please refer to 「LANGX Speaking test periods」 (P. 29) .

If you take A, B, or C, D for two consecutive quarters, you do not need to take the A or C LANGX Speaking test (Post-course), the B or D LANGX Speaking test (Post-course) will be reflected in your grade as the A or C LANGX Speaking test (Post-course).

Step 2. Answering the Student Questionnaire




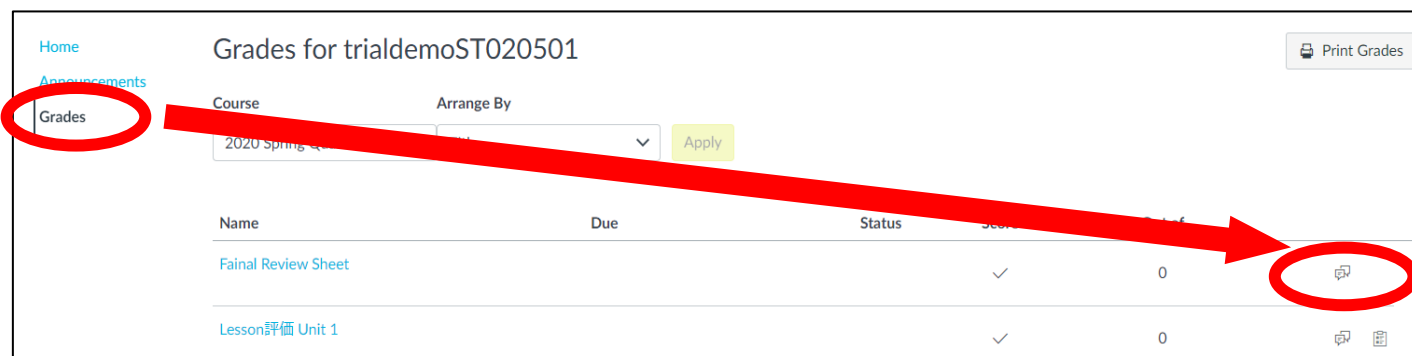
◆Tutorial Canvas: Enter into the Unit 10 page from Dashboard and click the “アンケートの回答”.

Students will be asked to answer a class evaluation survey. It will not affect your grade in any way. This will be used as a reference for future class management, so your cooperation would be appreciated.

Step 3. Checking Final Review Sheets



◆Tutorial Canvas: Enter into the course from Dashboard, click the “Grades” on the left, and click the  icon next to “Final Review Sheet”.



During the course period, depending on a student’s attendance (*1), students will receive personalized Final Review Sheets by the following date (*2).

In the Final Review Sheet, the tutor will comment on the student’s overall course progress and interaction skills.”

(*1) Conditions for receiving a Final Review Sheet			
Students must attend more than half of the lessons with each of the two tutors.			
(*2) Expected posting date			
Spring Quarter	2024/6/10 (Mon)	Summer Quarter	2024/7/22 (Mon)
Fall Quarter	2024/11/25 (Mon)	Winter Quarter	2025/2/3 (Mon)

5. Guidelines for LANGX Speaking test

What is LANGX Speaking?

LANGX Speaking is a test designed to measure the ability to initiate spontaneous interaction and maintain it. In this test, a test-taker interacts with a conversational AI agent, which is equipped with spoken dialogue system technologies. The conversational AI agent adaptively changes topics according to the ongoing assessment of the test-taker's proficiency level. By doing this, the conversational AI agent can effectively elicit the upper limit of the test-taker's oral competence.



Fig.: A conversation proceeds on a PC screen.

Features

1 Natural conversation

In the LANGX Speaking test, a test-taker does an interview task and works on a role-play task with a conversational AI agent. The test assesses their oral proficiency through the natural conversation with the AI agent.

2 Adaptive test format

The questions in the interview and role-play tasks are selected based on the incremental assessment of the test-taker's oral proficiency during the test. The entire test takes approximately 20-30 minutes on average, albeit depending on the length of the test-taker's responses.

3 Accurate automated scoring

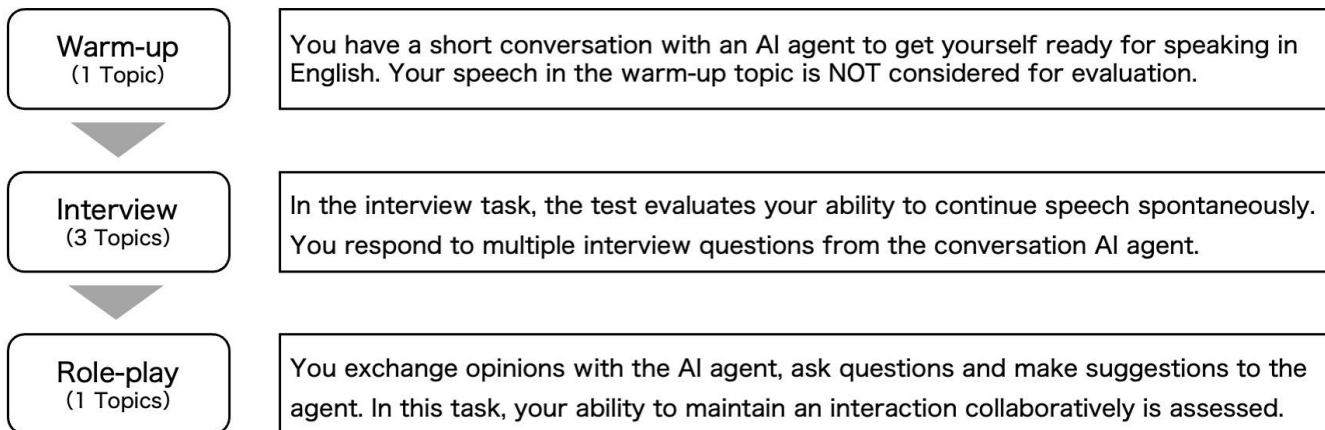
Using state-of-the-art AI technologies, the LANGX Speaking test quickly calculates one overall score and six analytic scores—Range, Accuracy, Phonology, Fluency, Coherence and Interaction. A score with low confidence may be submitted to be assessed by trained human examiners. In this case, the score release may take longer than usual.

4 Online examination

The LANGX Speaking test is available at any time and any place within the set schedule. However, note that the test can only be taken once and cannot be retaken.

Test period: Refer to page 29

Test format



How to take the LANGX Speaking test

Please visit the following website: <https://led.w-as.jp/te/langx/index.html>

Score report

The test result is displayed on the website of the LANGX Speaking test.

Required Equipment

- Quiet place:** Please do not take the test in a noisy and crowded place such as a café.
- Computer with a webcam:** You cannot access the test via a tablet or smartphone.
- Headset or earphones with a microphone:** Recording quality may affect your test score.
- The latest Google Chrome browser**

For inquiries about LANGX Speaking

Waseda University Academic Solutions Corporation

Inquiry from <https://otoiawase.jp/do/public/form/tutorialenglish/1>

6. Overall points and final grade calculation

6.1 Areas for assessment

Lessons will be graded based on the number of lessons attended and the total number of points earned in the following areas of evaluation, in accordance with the evaluation guidelines (see pages 25 and 26). Since each unit has its own learning objectives, attendance and active participation in the lesson is a must for grading. Therefore, the number of times you attend will affect your grade.

Evaluation	Unit	Point (Total: 394 points)	Criteria for evaluation
(1) Preparation	Unit 1-10	0-12 points per unit (max.:120 points)	After the lesson, the students will be graded on a scale of 0-12 points based on the number of correct answers to the "Preparation" assignment, which is to be answered and submitted on Tutorial Canvas before each lesson.
(2) Interaction	Unit 1,2,3,4 6,7,8,9	0-18 points per unit 6 points x 3 items x 8 Units (max.:144 points)	<p>Students will be evaluated based on how much they contribute to speaking and communication during the lesson in three areas: turn-taking, active listening, and working with others.</p> <p>Turn-taking: Students are evaluated on their ability to start a conversation, how actively they participate in the conversation, and whether they are able to speak when they have a chance to speak or when a topic is directed to them.</p> <p>Active Listening: Students will be evaluated on their ability to react and respond to other students when they are speaking, and on their ability to listen in a way that encourages others to speak.</p> <p>Working with others: Students are evaluated on their ability to work together as a group to continue a conversation by for example, listening to follow-up questions to find out more information and continuing the conversation by developing other students' ideas.</p>
(3) Test Unit	Unit 5, 10	0-60 Points per unit Basic, Intermediate & Upper Intermediate (15 points x4 Can- dox2 Units-Total 120 points) Advanced (30 points x2 Can- dox2 Units-Total 120 points)	<p>In Unit 5 & 10, students will be graded on their achievement of the Can-dos through activities using the Speaking section of the textbook. Unit 5 will cover Units 1 to 4, and Unit 10 will cover Units 6 to 9 (Maximum of 60 points).</p> <p>*For Advanced level, since there are two Can-dos to be assessed in each test unit, each will be assessed on a scale of 0-30 points (Maximum 60 points).</p> <p>Please note that if you miss two Test Units, you will not be eligible for credit even if you have attended seven or more Units in total.</p>
(6) LANGX Speaking	Pre- course / Post- course	0-10 points (up to 10 points)	<p>Students must take the LANGX Speaking test twice, before and after the course. Scoring above the target score for a level is another factor towards final assessment. (10 points maximum)</p> <p>【Number of points awarded】</p> <p>(1) Student has taken both (pre/post course) tests...5 points</p> <p>(2) Student has taken both (pre/post course) tests, and reaches the minimum standard* for the course level (※) ...5 points</p> <p>If you are taking A and B or C and D consecutively, taking the post-course test for B or D will be counted for both A and B or C and D's post-course test.</p> <p>(※)e.g.: If you are taking Intermediate, and your assessment level is either Intermediate, Upper Intermediate or Advanced, 5 points will be added. 5 points will not be added if your assessment level is Basic.</p>

Below are the requirements and corresponding grade:

Grade	Requirements
A+	attendance of 9 lessons or more, and 355 points or more
A	attendance of 8 lessons or more, and 316 points or more
B	attendance of 8 lessons or more, and 276 points or more
C	attendance of 7 lessons or more, and 237 points or more

- ※ If the number of lessons attended is 6 or less, or if the total point of evaluation is 236 or less, you will automatically receive an F (Fail).
- ※ If you miss both Test Units (Unit 5, and Unit 10,) you will not receive credits.

The dates for issuing grades for Global Education Center courses, including Tutorial English, are set by each department according to the period of the courses. Students should confirm with their department office about when and how they can receive their grades.

6.2 Attendance and absences

Tutorial English is a course that evaluates the achievement of Can-do goals, so attendance is important.

In principle, any absence for any reason will be treated as an "absence" and no substitute lessons will be given.

Transportation delay certificates are not accepted.

The following are the conditions and notes for attendance and absence.

■ Attendance

- You must be able to communicate for at least 45 minutes during the class period to be eligible for attendance.
- Assessment points will not be deducted for "arriving late/leaving early" within 45 minutes. However, if you are not able to take part in the Interaction or Can-do assessments due to the lateness or early leaving, the number of assessment points you receive will be reduced.

■ Absence

- If you are unable to communicate for more than 45 minutes during the class period, you will be considered absent.
- If you are late or leave early by more than 45 minutes, you will be considered absent, but you will still be able to receive the Preparation, Interaction, and Can-do points according to your participation.
- You are encouraged to take the online Preparation Quiz even if you will be absent from a lesson/unit.
- No prior notification is required for absences.

■ Others

- When the number of absences reaches 4, the student will not be able to receive credit. Lessons attended and absences can be checked on Tutorial Canvas.
- You will not receive credit if you miss two Test Units, even if your absences are fewer than 4 times.

6.3 Cancellation of lessons and make-up lessons

In principle, lessons will not be canceled. However, if the entire university is closed and the lesson is canceled, please follow the policy set by the university. You will be informed via MyWaseda when a make-up lesson is offered.

6.4 Special consideration for absences and grades

When university classes are cancelled because of natural disasters or infectious diseases, there will be special consideration for absences and grades. Also, when students are absent due to the circumstances listed below, and submit the required documents from their department, it will not be counted as a regular absence.

Reason	Required documents	How to apply
Compassionate leave	「忌引きによる授業欠席等に関する取扱いのお願い」 <u>(stamped with your department's seal)</u>	Acquire the required document from your department and submit it to one of the places of application
Infectious disease	学校感染症に関する「授業欠席（配慮）届け」 <u>(stamped with your department's seal)</u>	1 Acquire 「学校感染症治癒証明書」 from your doctor and submit it to your department 2 Acquire the required document from your department and submit it to one of the places of application
Teaching practice, Care practice	「講義欠席特別扱願」 （「実施証明書」）	Follow each subject's instructions on Waseda Moodle
Jury duty	「裁判員制度に関わる欠席届」 <u>(stamped with your department's seal)</u>	Acquire the required document from your department and submit it to one of the places of application

※The maximum number of lessons that can fall under special consideration is 3. Applications for special consideration exceeding this upper limit are treated as regular absences. If the number of regular absences exceeds 3, students will not receive credit for this course.

□ Regarding hospitalization: Students will only be eligible to apply for special attendance consideration due to hospitalization when they have attended fewer than 7 lessons. Please submit a doctor's certificate.

※ Absences due to club activities cannot be considered.

※ If the schedule of Tutorial English class overlaps with the schedule of final examinations of other courses, students are required to attend Tutorial English in principle. We will issue a certificate of attendance for taking uncompleted exams, so please refer to page.28 for contact.

■ How to apply

Please apply from QR code or the form URL below:

My Waseda Application Form (accepted only through the application form):

<https://my.waseda.jp/application/detail/application-detail?communityContentLinkId=543452409>



申請フォーム

■ Submission deadline for documents

Quarter	Spring	Summer	Fall	Winter
Period	2024/6/6 (Thu)	2024/7/18 (Thu)	2024/11/21 (Thu)	2025/1/27 (Mon)

※ If you are not able to submit documents in time for the deadline due to an infectious disease near the end of the quarter, please contact us before the above date.

※ If you do not contact us by the above date, documents will not be accepted after the deadline.

LESSON ASSESSMENT GUIDELINES (レッスン評価ガイドライン)

PREPARATION

To receive points, students should complete the unit Preparation online before each lesson. The majority of Preparation activities involve some form of listening comprehension, answering unit-related questions, or listing ideas for the unit. Completion of the online Preparation will help students build familiarity with the unit content and help them prepare to discuss this content in detail.

Preparation is scored between 0-12 points on 12 multiple choice questions, each worth 1 point.

E.g. 12 points: when all answers are correct.

5 points: when 5 answers are correct.

0 points: when the Preparation has not been completed, or when all answers are incorrect

Open-ended questions are not scored. However, answering these questions will allow students to consider the topic in advance, making the in-class conversations smoother and possibly improving students' in-class performance. Students should be prepared to share their ideas and responses to these questions in class.

INTERACTION

Interaction is based on the student's initiative and participation in all lesson activities. It is determined by the students' willingness to participate in all aspects of the lesson through turn-taking, active listening, and working with others. The criteria depends on the level. Each aspect of Interaction is scored as 0, 3, or 6 points.

Beginner

points	Turn-taking	Active listening	Working with others
6	The student answered questions	The student remained active when listening to others	The student contributed their ideas to class activities.
3	The student sometimes answered questions	The student was sometimes active when listening to others	The student sometimes contributed their ideas to class activities.
0	The student did not try to answer questions	The student was mostly passive when listening to others	The student did not contribute their ideas to class activities.

Basic

points	Turn-taking	Active listening	Working with others
6	The student started conversations	The student remained active when listening to others	The student asked others what they thought
3	The student sometimes started conversations	The student was sometimes active when listening to others	The student sometimes asked others what they thought
0	The student did not try to start conversations	The student was mostly passive when listening to others	The student did not ask others what they thought

Intermediate

points	Turn-taking	Active listening	Working with others
6	The student started and maintained conversations	The student remained active when listening to others	The student asked others to explain their ideas
3	The student sometimes started and maintained conversations	The student was sometimes active when listening to others	The student sometimes asked others to explain their ideas
0	The student did not try to start or maintain conversations	The student was mostly passive when listening to others	The student did not ask others to explain their ideas

Upper Intermediate

points	Turn-taking	Active listening	Working with others
6	The student maintained and balanced conversations	The student remained active when listening to others	The student helped develop others' ideas, making comments and asking questions
3	The student sometimes maintained and balanced conversations	The student was sometimes active when listening to others	The student sometimes helped develop others' ideas
0	The student did not try to maintain or balance conversations	The student was mostly passive when listening to others	The student did not help develop others' ideas

Advanced

points	Turn-taking	Active listening	Working with others
6	The student led and balanced conversations	The student remained active when listening to others	The student developed others' ideas and linked them to their own
3	The student sometimes led and balanced conversations	The student was sometimes active when listening to others	The student sometimes developed others' ideas
0	The student did not try to lead or balance conversations	The student was mostly passive when listening to others	The student did not try to develop others' ideas

CAN-DO for TEST UNITS

Students will be assessed on their can-do performance in Unit 5 and Unit 10. There are 4 can-dos for each Test Unit, and each can-do is scored as 0, 5, 10 or 15 points. Each Test Unit consists of 4 can-dos×15 points = 60 points. Except in the Advanced level, where each Test Unit consists of 2 can-dos, 2 can-dos×30 points=60 points.

Can-do criteria

Points	Criteria
15 points	The student demonstrated a high degree of competence with the Can-do by... • using all aspects of the Can-do with a high degree of fluency and accuracy
10 points	The student demonstrated competence with the Can-do by... • using all aspects of the Can-do
5 points	The student demonstrated limited competence with the Can-do by... • struggling to demonstrate the Can-do • failing to demonstrate all aspects of the Can-do
0 points	The student did not demonstrate any of the aspects of the Can-do

7. Acts of Misconduct

Regarding the acts of misconduct please refer to the Global Education Center website for details.

<https://www.waseda.jp/inst/gec/undergraduate/class/>

Scroll down for “不正行為の取り扱いについて”.

8. Campus map

<Waseda Campus>

Classroom:

Bldg.29

Room#205, 2nd floor

Room#B104, B1 floor

1-2-4, Nishiwaseda Shinkuju-ku
Tokyo, 169-0051



Waseda University
Academic Solutions Office

Bldg.29-2, 2nd Floor

1-3-24, Nishiwaseda Shinkuju-ku
Tokyo, 169-0051

*Our office has moved as of June 6,
2022.



<Nishi Waseda Campus>

Classroom:

Bldg.60

Room#310・312 3rd floor

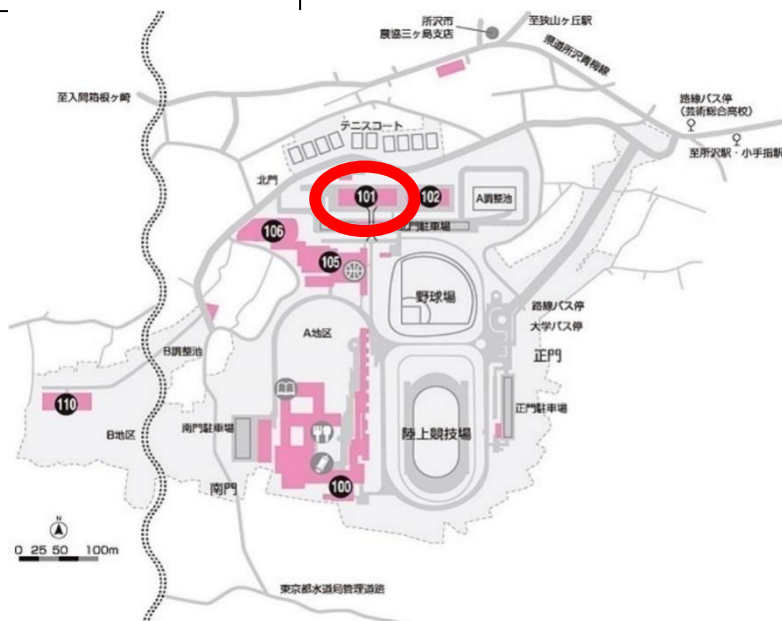


<Tokorozawa Campus>

Classroom:

Bldg.101

Room#203・217 2nd floor



9. Inquiries

For questions and consultations about classes, please contact the following.

When making inquiries, please check the "Frequently Asked Questions" on each website in advance.

◆Course registration / Final grades

Inquire to: Global Education Center

Inquiry Form: <https://www.waseda.jp/inst/gec/en/contact/>

※Write the course name, your name, student number and Waseda e-mail address.



◆Lesson evaluations, Attendance, Tutorial Canvas, LANGX Speaking, general class-related matters

Inquire to: Waseda University Academic Solutions (Building 29-2, 2F / [TEL:03-5286-8030](tel:03-5286-8030))

Inquiry Form: <https://otoiwase.jp/do/public/form/tutorialenglish/1>

FAQ: <https://led.w-as.jp/faq.html>

Course Details: <https://led.w-as.jp>

<QR codes>

FAQ⇒



Inquiry Form(WAS)⇒



Course Details⇒



* Hours when we accept telephone calls: Monday – Friday, 9:00-17:30

*Responses to inquiries may not be provided until the next weekday or later. Inquiries on the last day of a test period may not be responded to within the test period, so please be careful.

If there seems to be a system error, please confirm “System Maintenance Information” in the “Information Technology Service Navigation” first.

<https://www.waseda.jp/navi/announce/2024/index.html>
(Information Technology Service Navigation)

If the system failure occurs on a Saturday, Sunday, or a national holiday, an extension period will be provided only for students whose assignment submission deadline is on the day of the failure. You will receive a notice on MyWaseda on the following weekday stating the extension period. Please check the details carefully and be sure to submit your assignment within the extended period.

LANGX Speaking test periods

LANGX Speaking (Pre-course)

Period of Course	Course Type		Test Periods
Spring Quarter Summer Quarter	Compulsory Students	School of Political Science and Economics	※Please refer to the information from your department
		School of Commerce	
		School of Social Sciences	
		School of Human Sciences	
		School of Sport Sciences	
		School of International Liberal Studies (SILS)	
	Elective students ※It depends on the department	If you register for the course during the 1st registration period	Current students : 2024/3/18 (Mon) ~3/21 (Thu) 17:00 Newly Enrolled Students : 2024/4/1 (Mon) ~4/3 (Wed) 17:00
		If you register for the course during the 2nd registration period ※Only Summer Quarter can be registered	2024/4/8 (Mon) ~4/9 (Tue) 17:00
If you register for the course during the 3rd registration period ※Only Summer Quarter can be registered		2024/4/18 (Thu) ~4/19 (Fri) 17:00	
Fall Quarter Winter Quarter	Compulsory Students	School of Law · School of Sport Sciences School of Education Department of English Language and Literature School of International Liberal Studies (SILS) (except those who enroll into SILS in September)	2024/9/9 (Mon) ~9/13 (Fri) 17:00
		School of International Liberal Studies (SILS) who enroll in September	※Please refer to the information from your department
	Elective students ※It depends on the department	If you register for the course during the 1st registration period	2024/9/18 (Wed) ~ 9/20 (Fri) 17:00
		If you register for the course during the 2nd registration period ※Only Winter Quarter can be registered	2024/9/26 (Thu) ~ 9/27 (Fri) 17:00
		If you register for the course during the 3rd registration period ※ Only Winter Quarter can be registered	2024/10/10 (Thu) ~ 10/11 (Fri) 17:00

LANGX Speaking (Post-course)

Semester	Course Type	Test Periods
Spring Quarter	Elective students who took Spring Quarter only	2024/5/30 (Thu) ~6/6 (Thu) 15:00
Summer Quarter	All students	2024/7/11 (Thu) ~7/18 (Thu) 15:00
Fall Quarter	Elective students who took Fall Quarter only	2024/11/14 (Thu) ~11/21 (Thu) 15:00
Winter Quarter	All students	2025/1/20 (Mon) ~1/27 (Mon) 15:00



Students who do not need to take the LANGX Speaking test

In the following cases, students do not need/cannot to take the LANGX Speaking test.

Period of Course		Timing	Students who don't have to take the exam
Spring Semester	Spring Quarter	Pre-course	Those who took the freshmen LANGX Speaking Test.
		Post-course	Those who take TE continuously in the Summer Quarter.
	Summer Quarter	Pre-course	Those who took TE in the preceding Spring Quarter.
		Post-course	None (All students are required to take it).
Fall Semester	Fall Quarter	Pre-course	Compulsory students of School of commerce, Social Sciences, Human Sciences who are eligible to take the freshman LANGX speaking Test.
		Post-course	Those who take TE continuously in the Winter Quarter.
	Winter Quarter	Pre-course	Those who took TE in the preceding Fall quarter.
		Post-course	None (All students are required to take it).

FAQ

Q1. I don't know my level, and where my class/booth is.

A Please check course level which displayed on Dashboard in Tutorial Canvas on your computer.
Check Classroom number · Lesson Booths on To Do section at the top right of the screen.
Please refer to page 12 for details.

Q2. I am not able to access Tutorial Canvas.

A Please always make sure your browser is the latest version when you use Tutorial Canvas.

Q3 Can I change my level? I don't think my level suits me.

A You cannot change your level. If you think it's too difficult for you, please take your time for preparation and review.

Q4. Where can I purchase textbooks?

A Please refer to P13 「Purchasing your textbooks.」

Q5. Is the difficulty of the textbooks A-D different?

A The level of difficulty is the same for each textbook.

Q6. I can't log in to the LANGX Speaking test.

You might not need to take the LANGX Speaking test. Please see the list above.

→ Pre-course

Take the A · B · C · D LANGX Speaking pre-course test during the course registration period. It doesn't matter how many courses you register, for example, just one from A to D, A and B/ C and D,

or 2 consecutive registrations, you can take the pre-course test just once. Once you have done the test, you will not be able to log in.

→ Post-course

If you are taking A and B or C and D consecutively, you can't log in because you don't have to take A or C post-course test. Taking the post-course test for B or D will be counted for both A and B or C and D's post-course test.

Q7. I didn't take the LANGX Speaking test during the specified period. What happens to my grade?

→ Taking the LANGX Speaking test is a factor towards the assessment. Please refer to page 22 for details. Students can still have lessons if they didn't take the test, however, they may not be able to study in the appropriate lesson groups.

Tutorial English Lesson Calendar 2024



★ 履修クラス発表日
Class announcement

Unit 1 春・秋クォーター
Spring/Fall Quarter

Unit 1 夏・冬クォーター
Summer/Winter Quarter

春クォーター・夏クォーター Spring Quarter / Summer Quarter

April						
Sun	Mon	Tue	Wed	Thu	Fri	Sat
	1	2	3	4	5	6
7	8	9	10	11	12	13
14	15	16	17	18	19	20
			★			
21	22	23	24	25	26	27
	Unit 1 【春】		Unit 2 【春】			
28	29	30				
	Unit 3 【春】					

May						
Sun	Mon	Tue	Wed	Thu	Fri	Sat
			1	2	3	4
			Unit 3 【春】			
5	6	7	8	9	10	11
				Unit 4 【春】		
12	13	14	15	16	17	18
	Unit 5 【春】			Unit 6 【春】		
19	20	21	22	23	24	25
	Unit 7 【春】		Unit 8 【春】			
26	27	28	29	30	31	
	Unit 9 【春】		Unit 10 【春】			

土曜集中クラス (Saturday Intensive)

Unit	1-2	3-4	5-6	7-8	9-10
春クォーター Spring quarter	4/27	5/11	5/18	5/25	6/1
夏クォーター Summer quarter	6/15	6/22	6/29	7/6	7/13

注) 土曜集中クラスは、土曜日1, 2限または3, 4限に、連続2時間履修するものです。
* Saturday Intensive courses are offered during 1st & 2nd periods and 3rd & 4th periods.

June						
Sun	Mon	Tue	Wed	Thu	Fri	Sat
						1
						Unit 10 【春】
2	3	4	5	6	7	8
	★					
9	10	11	12	13	14	15
	Unit 1 【夏】		Unit 2 【夏】			
16	17	18	19	20	21	22
	Unit 3 【夏】		Unit 4 【夏】			
23	24	25	26	27	28	29
30	Unit 5 【夏】		Unit 6 【夏】			

July						
Sun	Mon	Tue	Wed	Thu	Fri	Sat
	1	2	3	4	5	6
	Unit 7 【夏】		Unit 8 【夏】			
7	8	9	10	11	12	13
	Unit 9 【夏】		Unit 10 【夏】			
14	15	16	17	18	19	20
21	22	23	24	25	26	27
28	29	30	31			



秋クォーター・冬クォーター Fall Quarter / Winter Quarter

October						
Sun	Mon	Tue	Wed	Thu	Fri	Sat
		1	2	3	4	5
				★		
6	7	8	9	10	11	12
	Unit 1 【秋】		Unit 2 【秋】			
13	14	15	16	17	18	19
	Unit 3 【秋】		Unit 4 【秋】			
20	21	22	23	24	25	26
	Unit 5 【秋】		Unit 6 【秋】			
27	28	29	30	31		
	Unit 7 【秋】					

November						
Sun	Mon	Tue	Wed	Thu	Fri	Sat
					1	2
3	4	5	6	7	8	9
				Unit 8 【秋】		
10	11	12	13	14	15	16
	Unit 9 【秋】		Unit 10 【秋】			
17	18	19	20	21	22	23
				★		
24	25	26	27	28	29	30
				Unit 1 【冬】		

土曜集中クラス (Saturday Intensive)

Unit	1-2	3-4	5-6	7-8	9-10
秋クォーター Fall quarter	10/12	10/19	10/26	11/9	11/16
冬クォーター Winter quarter	11/30	12/7	12/14	1/11	1/18

注) 土曜集中クラスは、土曜日1, 2限または3, 4限に、連続2時間履修するものです。
* Saturday Intensive courses are offered during 1st & 2nd periods and 3rd & 4th periods.

December						
Sun	Mon	Tue	Wed	Thu	Fri	Sat
1	2	3	4	5	6	7
	Unit 2 【冬】		Unit 3 【冬】			
8	9	10	11	12	13	14
	Unit 4 【冬】		Unit 5 【冬】			
15	16	17	18	19	20	21
	Unit 6 【冬】					
22	23	24	25	26	27	28
29	30	31				

2025 January						
Sun	Mon	Tue	Wed	Thu	Fri	Sat
			1	2	3	4
5	6	7	8	9	10	11
	Unit 7 【冬】		Unit 8 【冬】			
12	13	14	15	16	17	18
				Unit 9 【冬】		
19	20	21	22	23	24	25
	Unit 10 【冬】					
26	27	28	29	30	31	

レベルとクォーターの組み合わせ (Level and Quarter)

	Spring	Summer	Fall	Winter
Basic				
Intermediate	A	B	C	D
Upper Intermediate				
Advanced	A	B	A	B